

Compression Connections

Copper Flex Standard Barrel Splice Tooling Table Mechanical/Ratchet (Dedicated Die or Requiring Dies)

Catalog Number Type	Wire Size	Color Code and Die Index Number	Mechanical & Ratchet Dies Required (# Crimps)		Mechanical & Ratchet Dedicated Die Tools # Crimps				
	Classes G,H,I,K,M DLO Conductor (CU)		MD6 and MD7 Series <small>*Due to handle force not recommended</small>	OUR840 <small>*Due to handle force not recommended</small>	MY28 and MY29 Series	MRC840	MRE1022B Y8MRB1 Y10D Y1022	Y122CMR	Y1MRTC
YS8CLBOX	#8 AWG G,H,I,K,M DLO #6 Sol #8 Sol	RED 49	X8CRT (1) W8CRT (1) W8CVT (1)	X8CRT (1) W8CRT (1) W8CVT (1)	1 CRIMP	1 CRIMP	—	1 CRIMP	1 CRIMP
YSV6CLFX	#6 AWG G,H,I,K,M DLO	BLUE 7	X5CRT (1) W5CRT (1) W5CVT (1)	X5CRT (1)	1 CRIMP	1 CRIMP	—	1 CRIMP	1 CRIMP
YSV4CLFX	#4 AWG G,H,I,K,M DLO	GRAY 8	X4CRT (1) W4CRT (1) W4CVT (1)	X4CRT (1)	1 CRIMP	1 CRIMP	—	2 CRIMPS	2 CRIMPS
YSV3CLFX	#3 AWG G,H,I,K,M DLO	WHITE 9	W3CRT (1)	—	1 CRIMP	1 CRIMP	—	2 CRIMPS	2 CRIMPS
YSV2CLFX	#2 AWG G,H,I,K,M DLO	BROWN 10	X2CRT (1) W2CRT (1) W2CVT (1)	X2CRT (1)	1 CRIMP	1 CRIMP	—	2 CRIMPS	2 CRIMPS
YSV1CLFX	#1 AWG G,H,I,K,M DLO	GREEN 11	X1CRT1 (1) W1CRT1 (1) W1CVT (1)	X1CRT1 (1)	1 CRIMP	1 CRIMP	—	—	—
YSV25LFX	1/0 AWG G,H,I,K,M DLO	PINK 12	X25RT (2) W25RT (2) W25VT (2)	X25RT (2) W25RT (2)* W25VT (2)*	1 CRIMP	2 CRIMPS	—	—	—
YSV26LFX	2/0 AWG G,H,I,K,M DLO	BLACK 13	X26RT (2) W26RT (2) W26VT (2)	X26RT (2) W26RT (2)* W26VT (2)*	1 CRIMP	2 CRIMPS	—	—	—
YSV27LFX	3/0 AWG G,H,I,K,M DLO	ORANGE 14	X27RT (3) W27RT (2) W27VT (2)	X27RT (3) W27RT (2)* W27VT (2)*	1 CRIMP	2 CRIMPS	—	—	—
YSV28LFX	4/0 AWG G,H,I,K,M DLO	PURPLE 15	X28RT (3) W28RT (2) W28VT (2)	X28RT (3) W28RT (2)* W28VT (2)*	1 CRIMP	2 CRIMPS	—	—	—
YSV29LFX	4/0 AWG G,H,I,K,M DLO	YELLOW 16	X29RT (4) W29RT (2) W29VT (2)	X29RT (4) W29RT (2)* W29VT (2)*	1 CRIMP	—	—	—	—
YS30LFX	250 kcmil G, H	YELLOW 16	X29RT (4) W29RT (2)* W29VT (2)	X29RT (4) W29RT (2)* W29VT (2)*	—	—	—	—	—
YS31LFX	250 kcmil I,K,M 262 DLO	WHITE 17	W30RT (2)* W30VT (2)	—	—	—	—	—	—
YS32LFX	300 kcmil G,H,I,K,M 313 DLO	RED 18	W31RT (2)* W31VT (2)	—	—	—	—	—	—
YS34LFX	350 kcmil G,H,I,K,M 373 DLO	BLUE 19	W32RT (2)* W32VT (2)	—	—	—	—	—	—

*Due to handle force not recommended.

Compression Connections

Copper Flex Standard Barrel Splice Tooling Table Hydraulic Requiring Dies and Dieless

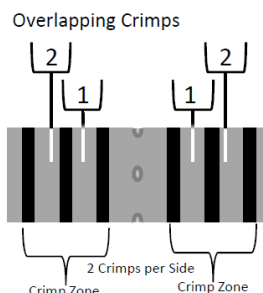
Catalog Number Type	Wire Size Class B, C Conductor (CU Only)	Color Code and Die Index Number	Hydraulic Tools - Dies Required (# Crimps)					Hydraulic Tools - Dieless	
			MD6, 600, 500 Series	750, 35 Series	45 Series Use PT6515 with U Dies	46 Series Use PUADP1 with U Dies	60 Series	81K 4PC Series	644 444 Series
YS8CLBOX	#8 AWG G,H,I,K,M DLO #6 Sol #8 Sol	RED 49	X8CRT (1) W8CRT (1) W8CVT (1)	U8CRT (1)	U8CRT (1)	U8CRT (1)	—	1 CRIMP	—
YSV6CLFX	#6 AWG Str Sol	BLUE 7	X5CRT (1) W5CRT (1) W5CVT (1)	U5CRT (1)	U5CRT (1)	U5CRT (1)	—	1 CRIMP	—
YSV4CLFX	#4 AWG G,H,I,K,M DLO	GRAY 8	X4CRT (1) W4CRT (1) W4CVT (1)	U4CRT (1)	U4CRT (1)	U4CRT (1)	—	1 CRIMP	—
YSV3CLFX	#3 AWG G,H,I,K,M DLO	WHITE 9	W3CRT (1)	U3CRT (1)	U3CRT (1)	U3CRT (1)	—	1 CRIMP	—
YSV2CLFX	#2 AWG G,H,I,K,M DLO	BROWN 10	X2CRT (1) W2CRT (1) W2CVT (1)	U2CRT (1)	U2CRT (1)	U2CRT (1)	—	1 CRIMP	1 CRIMP
YSV1CLFX	#1 AWG G,H,I,K,M DLO	GREEN 11	X1CRT1 (1) W1CRT1 (1) W1CVT (1)	U1CRT1 (1)	U1CRT1 (1)	U1CRT1 (1)	—	1 CRIMP	1 CRIMP
YSV25LFX	1/0 AWG G,H,I,K,M DLO	PINK 12	X25RT (2) W25RT (2) W25VT (2)	U25RT (1)	U25RT (1)	U25RT (1)	—	1 CRIMP	1 CRIMP
YSV26LFX	2/0 AWG G,H,I,K,M DLO	BLACK 13	X26RT (2) W26RT (2) W26VT (2)	U26RT (1)	U26RT (1)	U26RT (1)	—	1 CRIMP	1 CRIMP
YSV27LFX	3/0 AWG G,H,I,K,M DLO	ORANGE 14	X27RT (3) W27RT (2) W27VT (2)	U27RT (1)	U27RT (1)	U27RT (1)	—	1 CRIMP	1 CRIMP
YSV28LFX	4/0 AWG G,H,I,K,M DLO	PURPLE 15	X28RT (3) W28RT (2) W28VT (2)	U28RT (1)	U28RT (1)	U28RT (1)	L28RT (1)	1 CRIMP	1 CRIMP
YSV29LFX	4/0 AWG G,H,I,K,M DLO	YELLOW 16	X29RT (4) W29RT (2) W29VT (2)	U29RT (1)	U29RT (1)	U29RT (1)	L29RT (1)	1 CRIMP	1 CRIMP
YS30LFX	250 kcmil G, H	YELLOW 16	X29RT (4) W29RT (2) W29VT (2)	U29RT (1)	U29RT (1)	U29RT (1)	L30RT (1)	1 CRIMP	1 CRIMP
YS31LFX	250 kcmil I,K,M 262 DLO	WHITE 17	W30RT (2) W30VT (2)	U30RT (2)	U30RT (2)	U30RT (2)	L31RT (1)	1 CRIMP	1 CRIMP
YS32LFX	300 kcmil G,H,I,K,M 313 DLO	RED 18	W31RT (2) W31VT (2)	U31RT (2)	U31RT (2)	U31RT (2)	L32RT (1)	1 CRIMP	1 CRIMP
YS34LFX	350 kcmil G,H,I,K,M 373 DLO	BLUE 19	W32RT (2) W32VT (2)	U32RT (2)	U32RT (2)	U32RT (2)	L34RT (1)	1 CRIMP	1 CRIMP

Compression Connections

Copper Flex Standard Barrel Splice Tooling Table Hydraulic Requiring Dies and Dieless

Catalog Number Type	Wire Size Class B, C Conductor (CU Only)	Color Code and Die Index Number	Hydraulic Tools - Dies Required (# Crimps)					Hydraulic Tools - Dieless	
			MD6, 600, 500 Series	750, 35 Series	45 Series Use PT6515 with U Dies	46 Series Use PUADP1 with U Dies	60 Series	81K 4PC Series	644 444 Series
YS36LFX	500 kcmil G,H 444 DLO	BROWN 20	—	U34RT (2)	U34RT (2)	U34RT (2)	L36RT (1)	1 CRIMP	1 CRIMP
YS38LFX	500 kcmil H,I,K 550 kcmil G,H,I 535 DLO	PINK L99	—	U38XRT (2)	U38XRT (2)	U38XRT (2)	L38RT (1)	1 CRIMP	1 CRIMP
YS40LFX	650 kcmil G 646 DLO	BLACK 24	—	U39RT (2)	U39RT (2)	U39RT (2)	L40RT (1)	2 OVERLAPPING CRIMPS*	1 CRIMP
YS44LFX	750 kcmil G,H,I 777 DLO	YELLOW L115	—	U44XRT (2)	U44XRT (2)	U44XRT (2) P44XRT (2)	L44RT (2)	2 OVERLAPPING CRIMPS*	1 CRIMP

*Some catalog numbers require overlapping crimps when using the 81K or 4PC series of installation tooling. Please refer to the overlapping crimps image below. Overlap each consecutive crimp so that the completed installation of all overlapping crimps covers the entire crimp zone.



Installation Instructions

Installation instructions help the installer understand proper wire preparation, proper insertion requirements, crimp zone location, individual crimp location, crimp order and crimp direction, to ensure safe and reliable wire connections. UL Listing and CSA Certification are only valid when using the BURNDY® Engineered System and following BURNDY Installation Instructions.

Copper Flex Standard Barrel Splice Installation Steps:


- Select the appropriate connector based on:
 - Wire Material
 - Wire Construction
 - Wire Size
- Strip the insulation to the appropriate wire strip length, based on the table's Wire Strip Length recommendation for the selected connector. Due to tolerances in the connector, wire strip length, and insulation stripping tools, this range may be 0" - 1/4". The exposed wire, also known as a "shiner", has no performance impact on the connection and there is no wire exposure requirement by BURNDY.
- As a best practice, wire brush the bare conductor to remove any oxides. DO NOT wire brush tin-plated connectors.
- Insert the conductor into the barrel until flush against the conductor stops halfway into the splice connector.
- Apply the proper number of crimps specified by the appropriate illustration for the side with conductor inserted.
- *Some catalog numbers require overlapping crimps when using the 81K or 4PC series of installation tooling. Please refer to the overlapping crimps image. Overlap each consecutive crimp so that the completed installation of overlapping crimps covers the entire crimp zone.
- Use the same steps 2-6 for the other side of the splice.
- Once all crimps have been completed, the connection can be easily inspected for proper installation with the die/indicia embossment.

NOTE: Illustrations show black bands however this is just a representation of the crimp zones. See individual connector for actual crimp band color.

Example: YSV26LFX

Go to the YSV26LFX Catalog Number Designation for 2/0 AWG G,H,I,K,M or DLO.
 Confirm the Tool (750 Series for this example).
 Confirm the Die Set Needed (U26RT for this example)
 Confirm the Number of Crimps Necessary (1 each side for this example)
 For proper crimp placement refer to the image on this page corresponding to the number of crimps.

The BURNDY® Engineered System:



Splice



750 Series Tool



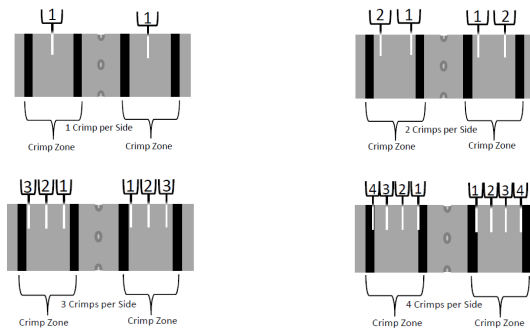
Die Set



Completed Crimp Installation

CATALOG NUMBER DESIGNATIONS

YS8CLBOX	YSV6CLFX	YSV4CLFX
YSV3CLFX	YSV2CLFX	YSV1CLFX
YSV25LFX	YSV26LFX	YSV27LFX
YSV28LFX	YSV29LFX	



CATALOG NUMBER DESIGNATIONS

YS30LFX	YS31LFX	YS32LFX	YS34LFX
YS36LFX	YS38LFX	YS40LFX*	YS44LFX*

